

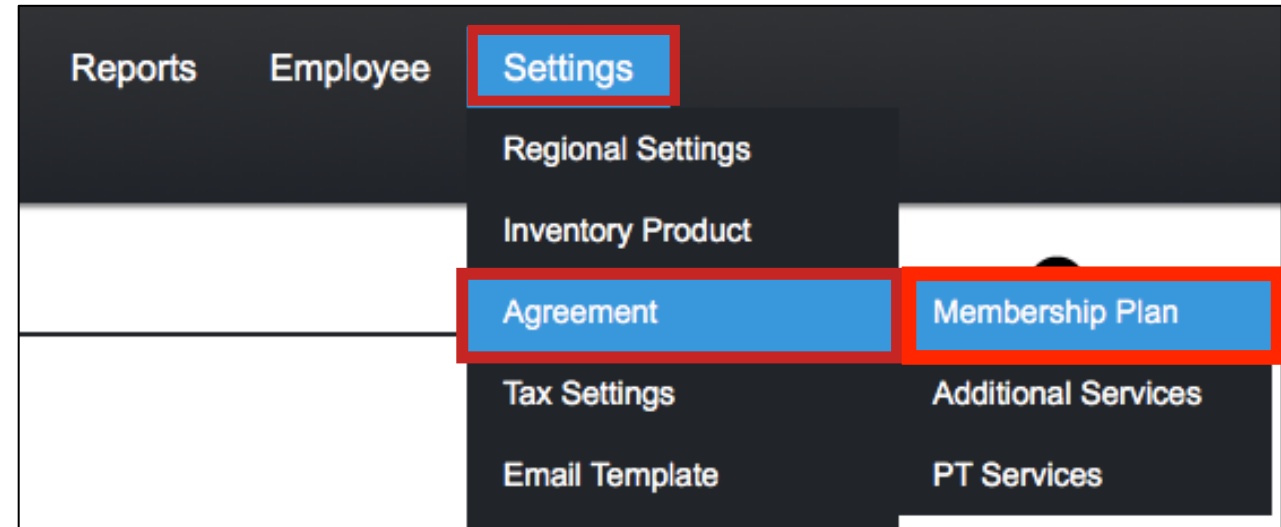


HOW TO SET UP TABLET PRICING

Lift Brands Support Department

HOW TO SET UP TABLET PRICING

Log into Fitware → Settings →
Agreement → Membership Plan



HOW TO SET UP TABLET PRICING







Click on the **edit icon** of the plan you are going to edit

Membership Plan List ?

Plan Name Billing Type Category
Membership Type Billing Frequency
Enrollment Source

[Search](#) [View All](#)

Rows 1-20 of 21 (Page 1 of 2) [Go to page](#) ⏪ 1 2 ⏩ Records/Page

Name ▼	Category ▼	Billing Type ▼	Price(\$)	Edit
Family - 12 Month Pre-paid	Pre-paid	Prepay	799.00	
Family - Home Club	Home Club	Recurring	0.00	
Family - Reciprocal	Reciprocal	Recurring	79.95	
Family - Reciprocal - 14 Day (Anniversary Billing)	Reciprocal	Recurring	0.00	
Family - Reciprocal - 7 Day (Anniversary Billing)	Reciprocal	Recurring	0.00	
Family - Reciprocal - Monthly (Anniversary Billing)	Reciprocal	Recurring	0.00	

HOW TO SET UP TABLET PRICING

Scroll down to the bottom of the page and **enter the prices** you would like to have show up in the tablet, then click **save**

Dues Price (\$)

Sign up Fees (\$)

Online Pricing

The pricing listed below will display on your club website if you choose to enable.

Enable Online Enrollment *By choosing to enable, this membership option will be made available on your club website for online enrollment.*

Online Enrollment Price (\$)

Online Sign up Fee (\$)

Tablet Pricing

The pricing listed below will display on your tablet application if you choose to enable.

Enable Tablet Enrollment *By choosing to enable, this membership option will be made available on your tablet application.*

Tablet Dues (\$)

Tablet Program Fee (\$)